



HAWKE

Transit System

WWW.HAWKE-HTS.COM

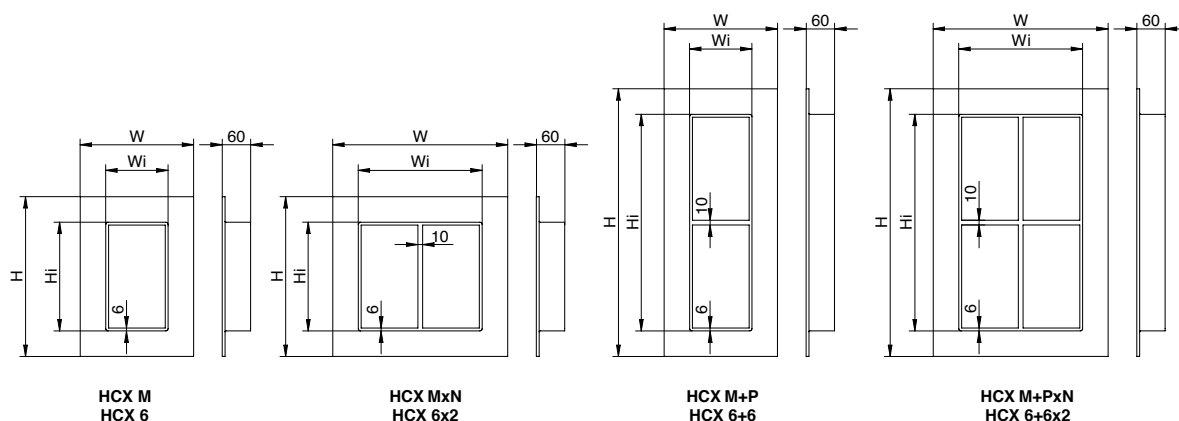
CIVIL FRAMES

HCX Frame

Rectangular Civil Frame with flange. Made in 6mm thickness steel with 60mm flange.

CHARACTERISTICS

- ◆ Available in four standard sizes 120 width, 2,4,6,8 and in four standard sizes 60mm width, 1,3,5,7. Multiple frames are available as combination of two or more apertures arranged horizontally, vertically or both combined.
- ◆ Designed to be bolted or casted.
- ◆ Materials: Mild Steel, Stainless Steel.
Other materials under request.
- ◆ To be sealed with standard or EMC HF blocks, compression systems and accessories.



*Frame designation: M = size row 1; P = size row 2; N = number of columns.

DESCRIPTION	EXTERNAL DIMENSIONS (mm)				WEIGHT (Kg)	
	W	H	Wi	Hi	Mild Steel	Stainless Steel
HCX 2	240	221	132	113	3,1	3,2
HCX 2x2	371	221	263	113	5,0	5,1
HCX 2x3	501	221	393	113	6,8	7,0
HCX 2x4	631	221	523	113	8,7	8,9
HCX 2x5	762	221	654	113	10,6	10,9
HCX 2x6	892	221	784	113	12,4	12,8
HCX 4	240	280	132	171,5	3,7	3,8
HCX 4x2	371	280	263	171,5	5,9	6,0
HCX 4x3	501	280	393	171,5	8,0	8,2
HCX 4x4	631	280	523	171,5	10,2	10,5
HCX 4x5	762	280	654	171,5	12,3	12,6
HCX 4x6	892	280	784	171,5	14,5	14,8

*All dimensions are nominal values

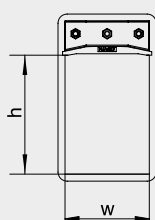
HCX Frame

DESCRIPTION	EXTERNAL DIMENSIONS (mm)				WEIGHT (Kg)	
	W	H	Wi	Hi	Mild Steel	Stainless Steel
HCX 4+4	240	449	132	341	6,1	6,3
HCX 4+4x2	371	449	263	341	9,6	9,8
HCX 4+4x3	501	449	393	341	13,1	13,4
HCX 4+4x4	631	449	523	341	16,6	17,0
HCX 4+4x5	762	449	654	341	20,1	20,6
HCX 4+4x6	892	449	784	341	23,6	24,2
HCX 6	240	338	132	230	4,4	4,5
HCX 6x2	371	338	263	230	6,8	7,0
HCX 6x3	501	338	393	230	9,2	9,4
HCX 6x4	631	338	523	230	11,6	11,9
HCX 6x5	762	338	654	230	14,0	14,3
HCX 6x6	892	338	784	230	16,5	16,9
HCX 6+6	240	566	132	458	7,4	7,6
HCX 6+6x2	371	566	263	458	11,4	11,7
HCX 6+6x3	501	566	393	458	15,5	15,9
HCX 6+6x4	631	566	523	458	19,5	20,0
HCX 6+6x5	762	566	654	458	23,6	24,2
HCX 6+6x6	892	566	784	458	27,6	28,3
HCX 8	240	397	132	288,5	5,0	5,1
HCX 8x2	371	397	263	288,5	7,7	7,9
HCX 8x3	501	397	393	288,5	10,4	10,7
HCX 8x4	631	397	523	288,5	13,1	13,4
HCX 8x5	762	397	654	288,5	15,8	16,2
HCX 8x6	892	397	784	288,5	18,5	18,9
HCX 8+8	240	683	132	575	8,6	8,8
HCX 8+8x2	371	683	263	575	13,2	13,5
HCX 8+8x3	501	683	393	575	17,8	18,2
HCX 8+8x4	631	683	523	575	22,4	23,0
HCX 8+8x5	762	683	654	575	27,0	27,7
HCX 8+8x6	892	683	784	575	31,6	32,4

*For other sizes or frame combinations not presented here, contact sales department

*All dimensions are nominal values

→ Sealing Area



SIZE	SEALING AREA (w x h)
2	120x60
4	120x120
6	120x180
8	120x240

→ Installation references

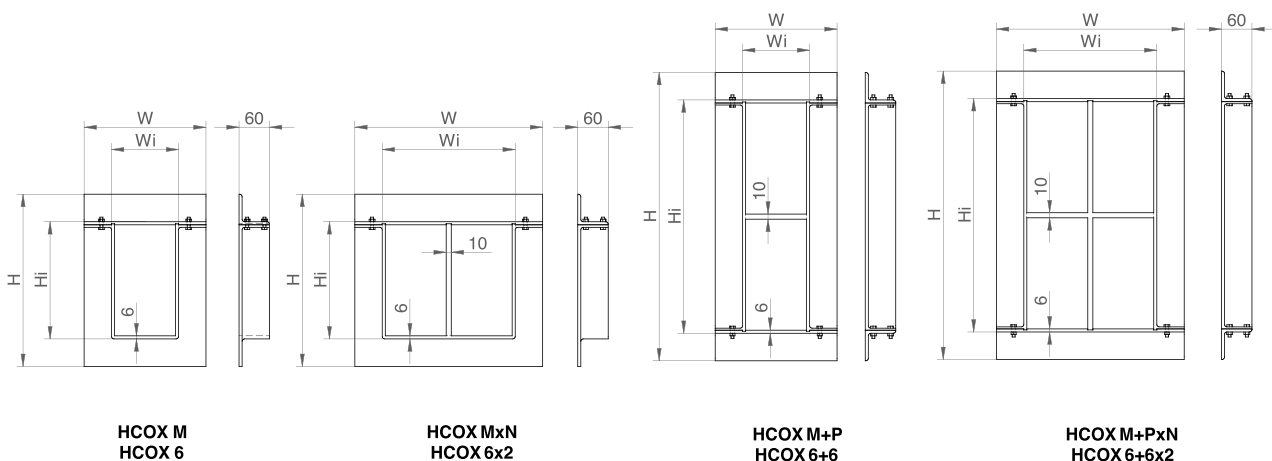
	page
See assembly parts	66
See accessories	76
See installation guide	116
See bolted instructions	141
See inspection check	158

HCOXFrame

Rectangular civil frame with 60mm flange and removable end which allows installation around existing cables. Made in 6mm thickness steel with 60mm flange.

CHARACTERISTICS

- ◆ Available in four standard sizes 120 width, 2,4,6,8. Multiple frames are available as combination of two or more apertures arranged horizontally, vertically or both combined.
- ◆ Designed to be bolted or casted.
- ◆ Materials: Mild Steel, Stainless Steel.
Other materials under request.
- ◆ To be sealed with standard or EMC HF blocks, compression systems and accessories.



*Frame designation: M = size row 1; P = size row 2; N = number of columns.

DESCRIPTION	EXTERNAL DIMENSIONS (mm)				WEIGHT (Kg)	
	W	H	Wi	Hi	Mild Steel	Stainless Steel
HCOX 2	240	221	132	113	3,6	3,7
HCOX 2x2	371	221	263	113	5,5	5,6
HCOX 2x3	501	221	393	113	7,3	7,5
HCOX 2x4	631	221	523	113	9,1	9,3
HCOX 2x5	762	221	654	113	10,9	11,2
HCOX 2x6	892	221	784	113	12,7	13,1
HCOX 4	240	280	132	172	4,3	4,4
HCOX 4x2	371	280	263	172	6,3	6,5
HCOX 4x3	501	280	393	172	8,4	8,6
HCOX 4x4	631	280	523	172	10,5	10,7
HCOX 4x5	762	280	654	172	12,5	12,9
HCOX 4x6	892	280	784	172	14,6	15,0

*All dimensions are nominal values

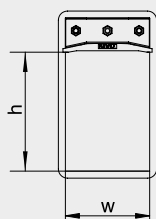
HCOX Frame

DESCRIPTION	EXTERNAL DIMENSIONS (mm)				WEIGHT (Kg)	
	W	H	Wi	Hi	Mild Steel	Stainless Steel
HCOX 4+4	240	449	132	341	7,0	7,2
HCOX 4+4x2	371	449	263	341	10,3	10,6
HCOX 4+4x3	501	449	393	341	13,6	13,9
HCOX 4+4x4	631	449	523	341	16,9	17,3
HCOX 4+4x5	762	449	654	341	20,2	20,7
HCOX 4+4x6	892	449	784	341	23,4	24,0
HCOX 6	240	338	132	230	4,9	5,0
HCOX 6x2	371	338	263	230	7,2	7,4
HCOX 6x3	501	338	393	230	9,5	9,8
HCOX 6x4	631	338	523	230	11,8	12,1
HCOX 6x5	762	338	654	230	14,2	14,5
HCOX 6x6	892	338	784	230	16,5	16,9
HCOX 6+6	240	566	132	458	8,3	8,5
HCOX 6+6x2	371	566	263	458	12,1	12,4
HCOX 6+6x3	501	566	393	458	15,9	16,3
HCOX 6+6x4	631	566	523	458	19,6	20,1
HCOX 6+6x5	762	566	654	458	23,4	24,0
HCOX 6+6x6	892	566	784	458	27,2	27,9
HCOX 8	240	397	132	289	5,5	5,7
HCOX 8x2	371	397	263	289	8,1	8,3
HCOX 8x3	501	397	393	289	10,7	10,9
HCOX 8x4	631	397	523	289	13,2	13,5
HCOX 8x5	762	397	654	289	15,8	16,2
HCOX 8x6	892	397	784	289	18,3	18,8
HCOX 8+8	240	683	132	575	9,6	9,8
HCOX 8+8x2	371	683	263	575	13,8	14,2
HCOX 8+8x3	501	683	393	575	18,1	18,6
HCOX 8+8x4	631	683	523	575	22,4	22,9
HCOX 8+8x5	762	683	654	575	26,7	27,3
HCOX 8+8x6	892	683	784	575	30,9	31,7

*For other sizes or frame combinations not presented here, contact sales department

*All dimensions are nominal values

Sealing Area



SIZE	SEALING AREA (w x h)
2	120x60
4	120x120
6	120x180
8	120x240

Installation references

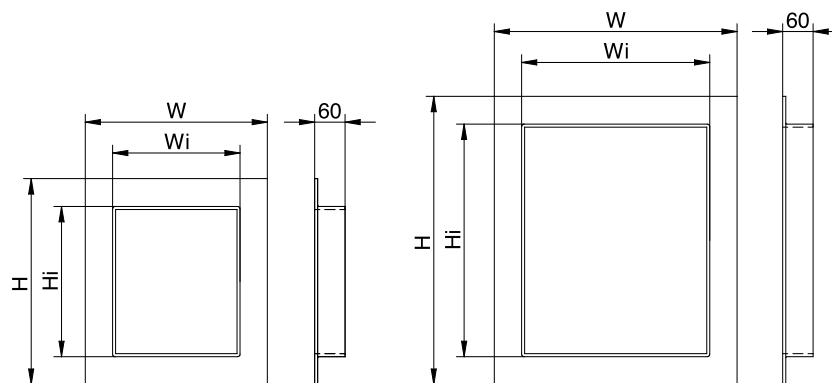
	page
See assembly parts	66
See accessories	76
See installation guide	116
See bolted instructions	141
See inspection check	158

HCLX Frame

Rectangular civil frame with 60mm flange for sealing services with an overall diameter greater than 100mm. Made in 6mm thickness steel.

CHARACTERISTICS

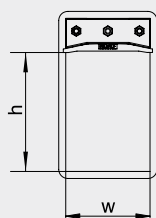
- ◆ Available in three standard sizes: 180, 240 and 360.
- ◆ Designed to be bolted or casted into a wall or structure.
- ◆ Materials: Mild Steel, Stainless Steel.
Other materials under request.
- ◆ To be sealed using standard or EMC HF blocks.
- ◆ To be sealed using special compression system (180, 240 or 360mm).



DESCRIPTION	EXTERNAL DIMENSIONS (mm)				WEIGHT (Kg)	
	W	H	Wi	Hi	Mild Steel	Stainless Steel
HCLX 180	300	338	192	230	5,0	5,1
HCLX 240	360	400	252	292	6,3	6,5
HCLX 360	480	560	372	452	9,3	9,5

*All dimensions are nominal values

Sealing Area



SIZE	SEALING AREA (w x h)
180	180 x 180
240	240 x 240
360	360 x 360

Installation references

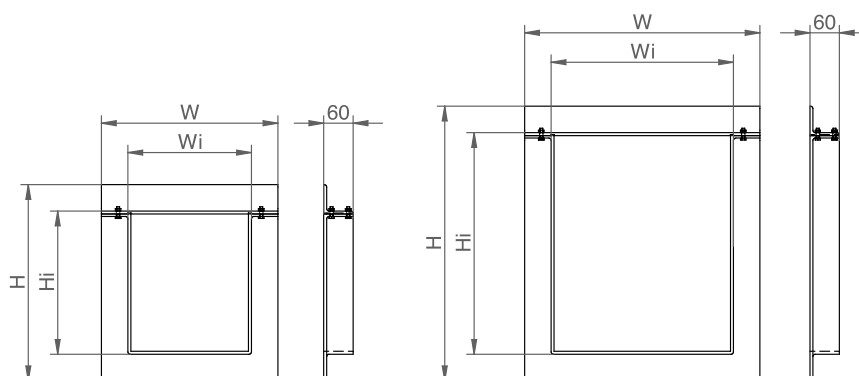
	page
See assembly parts	66
See accessories	76
See installation guide	116
See bolted instructions	141
See inspection check	158

HCLOX Frame

Rectangular civil frame with 60mm flange for sealing services with an overall diameter greater than 100mm. Made in 6mm thickness steel. It has a removable end for retrofitting around an existing cable or pipe.

CHARACTERISTICS

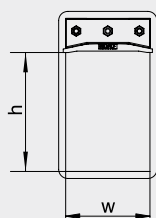
- ◆ Available in three standard sizes: 180, 240 and 360.
- ◆ Designed to be bolted or casted into a wall or structure.
- ◆ Materials: Mild Steel, Stainless Steel.
Other materials under request.
- ◆ To be sealed using standard or EMC HF blocks.
- ◆ To be sealed using special compression system (180, 240 or 360mm).



DESCRIPTION	EXTERNAL DIMENSIONS (mm)				WEIGHT (Kg)	
	W	H	Wi	Hi	Mild Steel	Stainless Steel
HCLOX 180	300	338	192	230	5,5	5,6
HCLOX 240	360	400	252	292	6,9	9,0
HCLOX 360	480	560	372	452	10,2	10,5

*All dimensions are nominal values

Sealing Area




SIZE	SEALING AREA (w x h)
180	180 x 180
240	240 x 240
360	360 x 360

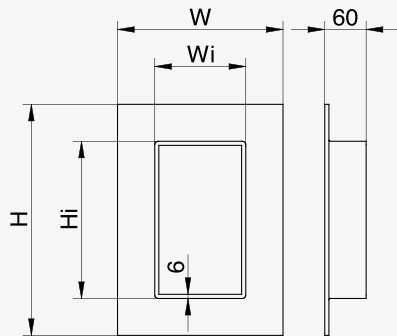
Installation references

	page
See assembly parts	66
See accessories	76
See installation guide	116
See bolted instructions	141
See inspection check	158

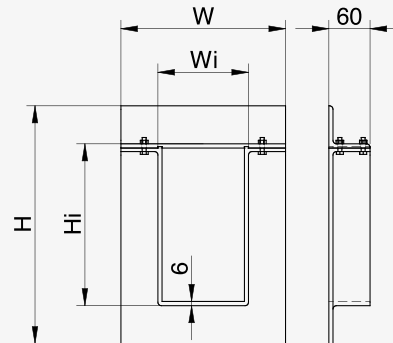
DIMENSIONS

Guidelines  → for civil frames.

 → HCX/HCOX



HCX



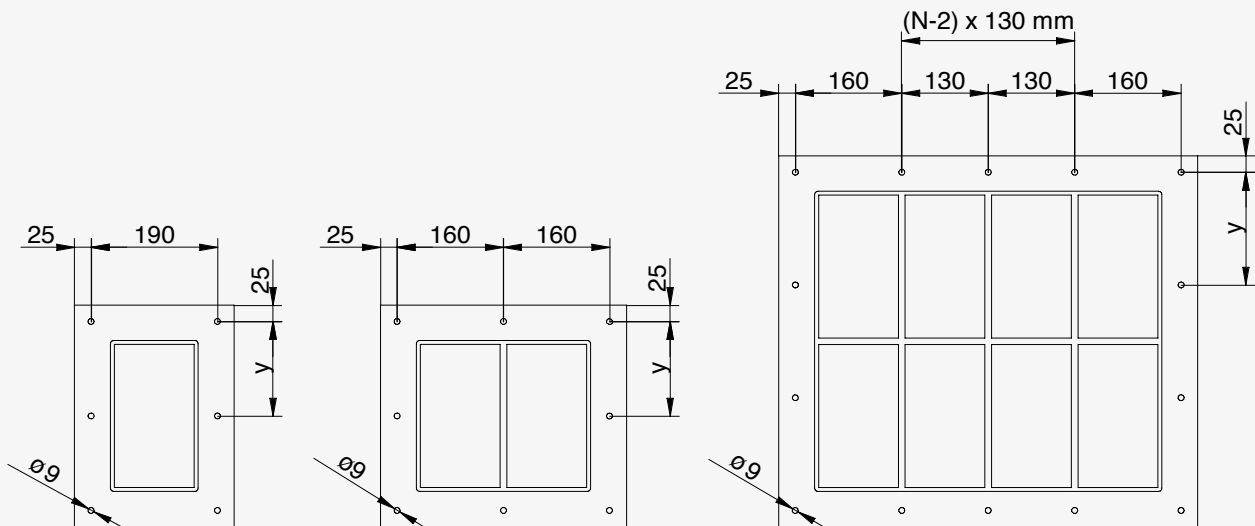
HCOX

$$W = W_i + 108$$

$$H = H_i + 108$$

Size	x 1		x N										
	Hi (mm)	Wi (mm)	Hi (mm)	W (mm)									
				x 2	x 3	x 4	x 5	x 6	x 7	x 8	x 9	x 10	
2	113	132	113	263	393	523	654	784	914	1044	1175	1305	
2+2	224	132	234										
4	171,5	132	171,5										
4+2	282,5	132	292,5										
4+4	341	132	351										
6	230	132	230										
6+2	341	132	351										
6+4	399,5	132	409,5										
6+6	458	132	468										
8	288,5	132	288,5										
8+2	399,5	132	409,5										
8+4	458	132	468										
8+6	516,5	132	526,5										
8+8	575	132	585										

Guidelines for civil frames.



SIZE	NUMBER OF VERTICAL HOLES	y (mm)	NUMBER OF HORIZONTAL HOLES									
			x1	x2	x3	x4	x5	x6	x7	x8	x9	x10
1 *	2	171	2	3	4	5	6	7	8	9	10	11
2	2	171										
2+2	3	141										
3 *	2	229										
4	2	229										
4+2	3	170										
4+4	3	200										
5 *	3	144										
6	3	144										
6+2	4	133										
6+4	4	152										
6+6	4	172										
7 *	3	173										
8	3	173										
8+2	4	152										
8+4	4	172										
8+6	5	144										
8+8	5	158										

* 60 mm width frames (1, 3, 5, 7) only available for HCX civil frames in x1 aperture size.